

# EDGING ASSEMBLY INSTRUCTIONS





## EDGING ASSEMBLY INSTRUCTIONS

The 8-sided edging for the HT150 is both a decorative and practical storage shelf for drinks, etc. Note! The edging must be assembled according to the instructions and **not before water has been in the Hot Tub for at least 24 hours.** We also recommend that the edging be treated with wood oil before assembly. See separate maintenance instructions.

The end sections of the 8 parts must be treated with a water resistant oil or boat varnish. This will ensure that water will not penetrate the wood and cause cracks.


---

The edging comprises 8 wooden parts, 8 fastening plates, 16 screws 4.2x55 mm, 16 washers, 32 screws 3.5x25mm and 16 brown plastic screw covers. You will also need a 3 mm drill and a flat surface where the edging can be assembled.



Place the 8 parts of the edging on a flat surface. A line can be found on each part showing where the inner edge of the fastening plate should be positioned. Join together 2 of the parts and attach the fastening plate using the included 3.5x25 mm screws. See picture. Repeat until all parts are assembled.

The edging is now ready to be placed on the Hot Tub. Before placement, ensure that the ends of the staves where the edging will be positioned have been treated with a water resistant varnish, e.g. Teknos Helo. This will prevent water from penetrating the wood and causing cracks.



1. Place the edging on the Hot Tub. The inner edge of the fastening plates must be positioned outside the staves. There will be a gap of a few millimetres.
2. Pre-drill 3 mm holes for the screws in order to prevent the wood from splitting. Hint! First drill 2 holes at opposite ends of the Hot Tub and attach the edging. This will keep the edging in position while the other holes are drilled. Place the washers and screws in the holes and tighten.
3. Cover the holes with the brown screw covers.



**The edging is now fully assembled and your Hot Tub has a new look as well as a practical shelf.**

**A product from:**

**www. SpaDealers.fi**



Lagervägen 4  
66200 Korsnäs  
Tel. +358-(0)10-239 5600  
**[www.spadealers.fi](http://www.spadealers.fi)**